




PRESTIGE INSTITUTE OF MANAGEMENT, GWALIOR
BALANCE SHEET AS AT 31ST MARCH, 2019


| PARTICULARS | SCHEDULE | 2018-19 | 2017-18 |
|--|-----------|---|-----------------------|
| SOURCES OF FUNDS | | | |
| PRESTIGE EDUCATION SOCIETY | A | 4,100,000.00 | 4,100,000.00 |
| RESERVE & SURPLUS | B | 258,842,691.43 | 210,039,229.37 |
| INCOME & EXPENDITURE A/C | | | |
| UNSECURED LOANS | C | 4,339,200.00 | 5,616,078.00 |
| TOTAL : | | 267,281,891.43 | 219,755,307.37 |
| APPLICATION OF FUND | | | |
| FIXED ASSETS | D | | |
| GROSS BLOCK | | 180,325,213.56 | 150,903,277.56 |
| LESS : DEPRECIATION | | 79,763,859.02 | 68,730,824.02 |
| NET BLOCK | | 100,561,354.54 | 82,172,453.54 |
| CURRENT ASSETS, LOANS & ADVANCES | | | |
| CASH & BANK BALANCE | E | 15,078,410.00 | 16,475,405.91 |
| LOANS & ADVANCES | F | 198,390,640.89 | 158,482,593.92 |
| | | 213,469,050.89 | 174,957,999.83 |
| LESS : CURRENT LIABILITIES & PROVISIONS | G | 46,748,514.00 | 37,375,146.00 |
| | | 166,720,536.89 | 137,582,853.83 |
| TOTAL : | | 267,281,891.43 | 219,755,307.37 |
| NOTES ON ACCOUNTS | O | | |
| AS PER OUR REPORT OF EVEN DATE ATTACHED | | | |
| For Sunkil Betala & Co CHARTERED ACCOUNTANT (Chartered Accountants) | | FOR PRESTIGE INSTITUTE OF MANAGEMENT, GWALIOR PROP. PRESTIGE EDUCATION SOCIETY | |
| (Sunkil Betala) PROPRIETOR Betala Complex, INDORE-1 (M.P.) PLACE : INDORE DATED : Reg. No. 005548C | SECRETARY | VICE PRESIDENT | |

21 OCT 2019


 Director
 Prestige Institute of Management
 & Research, Gwalior (M.P.)

| PRESTIGE INSTITUTE OF MANAGEMENT, GWALIOR | | | |
|---|----------|--|--|
| INCOME AND EXPENDITURE ACCOUNT FOR THE YEAR ENDED 31ST MARCH 2019 | | | |
| PARTICULARS | SCHEDULE | 2018-19 | 2017-18 |
| INCOME | | | |
| FEES AND OTHER RECEIPTS | H | 138,187,310.00 | 109,589,744.00 |
| MISCELLANEOUS & OTHER INCOME | I | 2,370,836.00 | 1,855,941.00 |
| TOTAL | | 140,558,146.00 | 111,445,685.00 |
| EXPENDITURE | | | |
| PERSONAL EXPENDITURE | J | 40,315,699.00 | 35,835,563.00 |
| OFFICE AND ESTABLISHMENT EXP. | K | 34,059,268.94 | 26,907,171.58 |
| EXAMINATION EXPENDITURE | L | 1,628,176.00 | 1,093,584.00 |
| HOSTAL EXPENDITURE | M | 4,618,522.00 | 3,381,860.00 |
| DEVL./MODERNIZATION RESERVE FUND | | 20,000,000.00 | 10,000,000.00 |
| DEPRECIATION | D | 11,033,035.00 | 9,067,965.00 |
| | | 111,654,700.94 | 86,286,143.58 |
| ADD (LESS) PAST YEAR ADJUSTMENT | N | 28,903,445.06 (99,983.00) | 25,159,541.42 (777.00) |
| INCOME (LOSS) FOR THE YEAR | | 28,803,462.06 | 25,158,764.42 |
| NOTES ON ACCOUNTS | O | | |
| AS PER OUR REPORT OF EVEN DATE ATTACHED | | | |
| FOR SUNIL BETALA & CO. CHARTERED ACCOUNTANTS | | FOR PRESTIGE INSTITUTE OF MANAGEMENT, GWALIOR PROP. PRESTIGE EDUCATION SOCIETY | |
|  (SUNIL BETALA) Proprietor PROPRIETOR, INDORE-1(M.P.) M.No. 74023 PLACE : INDORE, 009548C DATED : | |  SECRETARY |  VICE PRESIDENT |

21 OCT 2019


 Director
 Prestige Institute of Management
 & Research, Gwalior (M.P.)

PRESTIGE INSTITUTE OF MANAGEMENT, GWALIOR
SCHEDULE OF FORMING PART OF THE BALANCE SHEET AS ON 31.03.2019

| PARTICULARS | 2018-19 | 2017-18 |
|--|-----------------------|-----------------------|
| SCHEDULE : A | | |
| CORPUS FUNDS | | |
| PRESTIGE EDUACTION SOCIETY | 4,100,000.00 | 4,100,000.00 |
| | 4,100,000.00 | 4,100,000.00 |
| SCHEDULE : B | | |
| INCOME & EXPENDITURE ACCOUNT | | |
| OPENING BALANCE | 125,039,229.37 | 99,880,464.95 |
| ADD : EXCESS OF INCOME OVER EXPENDITURE DURING THE YEAR | 28,803,462.06 | 25,158,764.42 |
| | 153,842,691.43 | 125,039,229.37 |
| DEVELOPMENT & MODERNIZATION FUND | | |
| AS PER LAST BALANCE SHEET | 85,000,000.00 | 75,000,000.00 |
| ADD: DURING THE YEAR | 20,000,000.00 | 10,000,000.00 |
| | 258,842,691.43 | 210,039,229.37 |
| SCHEDULE : C | | |
| UNSECURED LOANS | | |
| CAUTION MONEY | 4,339,200.00 | 5,616,078.00 |
| | 4,339,200.00 | 5,616,078.00 |
| SCHEDULE : E | | |
| CURRENT ASSETS, LOANS AND ADVANCES | | |
| CASH & BANK BALANCE | | |
| CASH IN HAND | 84,577.00 | 91,594.00 |
| WITH SCHEDULE BANKS | | |
| CURRENT A/C | 13,535,609.00 | 15,005,948.91 |
| FIXED DEPOSIT | 1,458,224.00 | 1,377,863.00 |
| | 15,078,410.00 | 16,475,405.91 |
| SCHEDULE : F | | |
| LOANS AND ADVANCES | | |
| A. ADVANCESS RECEIVABLE IN CASH OR IN KIND FOR WHICH VALUE TO RECEIVED | 3,776,559.50 | 2,706,707.03 |
| B. SECURITY DEPOSIT | 1,241,356.00 | 1,210,646.00 |
| C. PRESTIGE EDUCATION SOCIETY | 170,161,805.39 | 132,258,400.89 |
| D. DUE/UNPAID FEES | 23,210,920.00 | 22,306,840.00 |
| | 198,390,640.89 | 158,482,593.92 |
| SCHEDULE : G | | |
| CURRENT LIABILITIES & PROVISION | | |
| SUNDRY CREDITORS | 3,014,240.00 | 2,577,670.00 |
| PROVISIONS | 12,698,758.00 | 10,026,686.00 |
| ADVANCE TUTION FEE | 29,932,615.00 | 23,799,798.00 |
| ADVANCE DEVELOPMENT FEES | 1,028,000.00 | 799,375.00 |
| REGISTRATION FEE | 0.00 | 110,000.00 |
| UNNAT BHARAT ABHIYAN | 50,000.00 | 0.00 |
| AICTS (ICSSR) | 24901.00 | 61617.00 |
| | 46,748,514.00 | 37,375,146.00 |
| TOTAL | 46,748,514.00 | 37,375,146.00 |


Director
 Prestige Institute of Management
 & Research, Gwalior (M.P.)

| SCHEDULE : H | 2018-19 | 2017-18 |
|--------------------------------|-----------------------|-----------------------|
| FEES AND OTHER RECEIPT | | |
| TUITION FEES | 113,597,643.00 | 89,997,615.00 |
| DEVELOPMENT FEES | 3,883,375.00 | 3,008,125.00 |
| MISCELLANEOUS FEES/OTHER FEE | 5,053,500.00 | 3,831,000.00 |
| CULTURAL ACTIVITIES FEE | 1,448,372.00 | 1,399,789.00 |
| EXAMINATION FEES | 1,038,250.00 | 535,598.00 |
| ADDMISSION & FORM FEES | 1,080,000.00 | 994,100.00 |
| PLACEMENT FEES/IND.VISIT | 1,755,000.00 | 1,488,600.00 |
| BUS FEES | 4,886,670.00 | 3,638,570.00 |
| HOSTEL FEES A/C | 4,430,300.00 | 3,833,247.00 |
| STUDENTS INSURANCE FEE | 1,014,200.00 | 863,100.00 |
| TOTAL | 138,187,310.00 | 109,589,744.00 |
| SCHEDULE : I | | |
| OTHER INCOME | | |
| INT.ON F.D.,OTHER INCOME | 109,193.00 | 98,411.00 |
| CANTEEN RENT/BUILDING | 166,333.00 | 197,877.00 |
| LATE FEES & FINE/OTHER | 1,188,835.00 | 1,083,627.00 |
| PH.D FEE | 188,400.00 | 0.00 |
| GAMES AND SPORTS REGISTRATION | 20,500.00 | 0.00 |
| STUDENTS CLUB FEE/STU. WELFARE | 382,252.00 | 59,092.00 |
| CONSULTANCY FEE/ EDP | 52,000.00 | 0.00 |
| OTHER EXAMINATION FEE | 263,323.00 | 416,934.00 |
| TOTAL | 2,370,836.00 | 1,855,941.00 |
| SCHEDULE : J | | |
| PERSONEL EXPENDITURE | | |
| SALARY TO STAFF | 4,458,873.00 | 3,927,378.00 |
| SALARY TO REGULAR FACULTY | 32,594,199.00 | 29,062,498.00 |
| STAFF WELFARE | 134,458.00 | 120,014.00 |
| VISITING FACULTY EXP. | 767,950.00 | 697,800.00 |
| CONVEYANCE ALLOWANCE | 17,700.00 | 0.00 |
| COMPENSATION | 250,000.00 | 0.00 |
| EMPLOYEE PROVIDEND FUND | 315,787.00 | 280,013.00 |
| RECRUITMENT EXP. | 0.00 | 18,700.00 |
| P.P.F. | 57,780.00 | 57,780.00 |
| GRATUITY PREMIUM | 1,500,000.00 | 1,500,000.00 |
| CONTRIBUTION TO ESIC | 218,952.00 | 171,380.00 |
| TOTAL | 40,315,699.00 | 35,835,563.00 |

Nishant Joshi
Director
Prestige Institute of Management
& Research, Gwalior (M.P.)

| SCHEDULE : K | 2018-19 | 2017-18 |
|--|----------------------|----------------------|
| OFFICE AND ESTABLISHMENT EXPENSES | | |
| ADVERTISEMENT EXPENSES | 5,982,887.00 | 5,885,683.76 |
| AFFILIATION FEES/ INSPECTION CHARGES | 1,817,625.00 | 1,466,450.00 |
| AUTONOMY EXP. | 0.00 | 0.00 |
| ALUMINI MEET | 0.00 | 24,200.00 |
| BANK COMMISSION CHARGES | 50,806.35 | 34,037.72 |
| BUS CHARGES | 4,978,255.00 | 2,189,689.10 |
| CONFERENCE & SEMINARS EXPENSES | 2,319,713.00 | 2,653,583.00 |
| CONSULTANCY CHARGES | 379,250.00 | 360,000.00 |
| CONVEYANCE EXPENSES | 57,125.00 | 69,193.00 |
| CULTURAL ACTIVITIES EXPENSES | 875,468.00 | 728,922.00 |
| EDUCATIONAL ASSISTANT | 323,525.00 | 167,005.00 |
| MERIT SCHOLARSHIP | 1,588,253.00 | 720,000.00 |
| ELECTRICITY EXPENSES | 1,933,377.00 | 1,996,333.00 |
| ESIC INTERST/ LATE FEE CHARGES | 0.00 | 0.00 |
| FACULTY DEVELOPMENT EXP | 274,080.00 | 219,192.00 |
| FREIGHT & CARTAGE EXPENSES | 25,030.00 | 24,260.00 |
| GAMES & SPORTS EXPENSES | 283,174.00 | 188,058.00 |
| GARDEN EXPENSES | 3,048.00 | 19,677.00 |
| INSTITUTE DEVELOPMENT EXP. | 3,287,505.00 | 1,586,961.00 |
| INSURANCE EXPENSES | 33,425.00 | 93,049.00 |
| INSURANCE EXPENSES (STUDENT) | 984,520.00 | 858,860.00 |
| INTEREST ON TDS | 1,500.00 | 7,052.00 |
| LEGAL EXPENSES | 133,950.00 | 308,050.00 |
| LIBRARY EXPENSES | 15,625.00 | 2,908.00 |
| MEMBERSHIP & SUBSCRIPTION EXPENSES | 268,308.00 | 140,711.00 |
| NAAC EXP. | 0.00 | 0.00 |
| NBA EXP. | 0.00 | 0.00 |
| GENERAL BOOK EXP. | 63,815.00 | 57,859.00 |
| OFFICE EXPENSES | 51,918.00 | 49,224.00 |
| PLACEMENT & INDUSTRIAL VISIT EXP. | 675,859.00 | 753,346.00 |
| POSTAGE & TELEGRAMS EXPENSES | 106,578.00 | 53,516.00 |
| PROFESSIONAL TAX | 2,500.00 | 2,500.00 |
| PROPERTY TAX | 136,383.00 | 136,183.00 |
| REPAIR & MAINTENANCE BUILDING | 2,165,202.00 | 1,506,344.00 |
| REPAIR & MAINTENANCE FURNITURE | 97,869.00 | 41,242.00 |
| REPAIRS & MAINT - COMPUTER | 181,574.00 | 96,752.00 |
| REPAIRS & MAINT - EQUIPMENTS | 320,300.50 | 209,213.00 |
| REPAIRS & MAINT - GENERATOR | 52,815.00 | 47,760.10 |
| REPAIRS & MAINTENANCE ELECT. | 102,144.00 | 70,582.00 |
| ROTACT CLUB EXP. | 0.00 | 2,685.00 |
| SECURITY EXP. | 1,306,127.00 | 840,505.00 |
| SOFTWARE DEVELOPMENT EXP. | 131,168.00 | 194,545.00 |
| STATIONERY & PRINTING/ JOURNAL EXPENSES | 976,503.00 | 934,473.00 |
| STU.WELFARE/MANAGEMENT ST.CLUB | 1,142,537.00 | 1,236,126.00 |
| SUNDRY BALANCE WRITEN OFF | 47,850.00 | 0.00 |
| TELEPHONE AND INTERNET | 572,522.00 | 508,090.00 |
| TRAVELING EXPENSES | 309,155.09 | 422,351.90 |
| | ===== | ===== |
| TOTAL | 34,059,268.94 | 26,907,171.58 |
| | ===== | ===== |
| SCHEDULE : L | | |
| EXAMINATION EXPENDITURE | | |
| EXAMINATION EXPENSES | 1,146,238.00 | 556,356.00 |
| ENTRANCE EXPENSES./COUNSELLING EXP. | 370,218.00 | 315,048.00 |
| OTHER EXAMINATION EXPENSES | 111,720.00 | 222,180.00 |
| | ===== | ===== |
| TOTAL | 1,628,176.00 | 1,093,584.00 |
| | ===== | ===== |
| SCHEDULE : M | | |
| HOSTEL EXPENDITURE | 4,618,522.00 | 3,381,860.00 |
| | ===== | ===== |
| TOTAL | 4,618,522.00 | 3,381,860.00 |
| | ===== | ===== |

Director
 Prestige Institute of Management
 & Research, Gwalior (M.P.)

SCHEDULE : N

PAST YEAR ADJUSTMENT

INCOME

| | | |
|-----------------------|------|----------|
| SUPER STATIONARY MART | 0 | 0 |
| RAVINDRA DOGRA | 0.00 | 7,000.00 |

| | | |
|--------------------|------------------|----------|
| EXPENDITURE | TOTAL 'A' | |
| ----- | | ----- |
| | 0.00 | 7,000.00 |
| | | ===== |

| | | |
|-----------------------|-----------|----------|
| STUDENT WELFARE | 27,183.00 | 0.00 |
| ADVERTISEMENT EXP. | 18,900.00 | 0.00 |
| LEGAL EXP. | 1,000.00 | 0.00 |
| TUTION FEE | 52,900.00 | 0.00 |
| FEED MILS | 0.00 | 0.00 |
| PLACEMENT EXP. | 0.00 | 1,377.00 |
| SCHOLARSHIP INSTITUTE | 0.00 | 5,000.00 |
| STAFF WELFARE | 0.00 | 600.00 |
| PRINTING EXP. | 0.00 | 800.00 |

| | | |
|------------------|------------------|-----------------|
| TOTAL 'B' | 99,983.00 | 7,777.00 |
| ----- | | ----- |

| | | |
|------------------|--------------------|-----------------|
| TOTAL A-B | (99,983.00) | (777.00) |
| ===== | | ===== |

Nishant Toshniwal

Director

Prestige Institute of Management
& Research, Gwalior (M.P.)

PRESTIGE INSTITUTE OF MANAGEMENT, GWALIOR

FIXED ASSETS 2018-19

| PARTICULARS | GROSS BLOCK | | | DEPRECIATION | | | NET BLOCK | |
|---------------------------------|---------------------|-------------|--------------|---------------------|--------------------------|-------------|---------------------|-----|
| | AS ON 01-04-2018 | ADDITION | TOTAL | AS ON 01-04-2018 | PROVIDED FOR THE YEAR | TOTAL | AS ON 31-03-2019 | |
| 1. COMPUTERS 40% | 12367163.00 | 508373.00 | 12875536.00 | 11739458.20 | 452541.00 | 12191999.20 | 683536.80 | 31 |
| 2. FURNITURE & FIXTURE 10% | 8893253.50 | 3211248.00 | 12104501.50 | 4252662.45 | 762580.00 | 5015242.45 | 7089259.05 | 4 |
| 3. OFFICE EQUIPMENTS 15% | 5356327.00 | 1183666.00 | 6539993.00 | 3047642.70 | 516849.00 | 3564491.70 | 2975501.30 | 2 |
| 4. LIBRARY BOOKS 15% | 4040224.25 | 232207.00 | 4272431.25 | 2806194.16 | 207364.00 | 3013558.16 | 1258873.09 | 1 |
| 5. PHOTO COPIER 15% | 97219.00 | 0.00 | 97219.00 | 96042.95 | 176.00 | 96218.95 | 1000.05 | |
| 6. LAND AT GWALIOR | 2232731.30 | 0.00 | 2232731.30 | 0.00 | 0.00 | 0.00 | 2232731.30 | 2 |
| 7. ELECTRIC INSTALLATION 15% | 3307431.15 | 66334.00 | 3373765.15 | 2258280.92 | 166002.00 | 2424282.92 | 949482.23 | 10 |
| 8. BUILDING 10% | 108840528.36 | 21392871.00 | 130233399.36 | 41838272.49 | 7917839.00 | 49756111.49 | 80477287.87 | 670 |
| 9. HOSTEL EQUIPMENTS 15% | 483693.00 | 90990.00 | 574683.00 | 229247.20 | 51460.00 | 280707.20 | 293975.80 | 2 |
| 10. HOSTEL FURNITURE 10% | 0.00 | 111247.00 | 111247.00 | 0.00 | 9971.00 | 9971.00 | 101276.00 | |
| 11. BUS A/C. 15% | 5284707.00 | 0.00 | 5284707.00 | 2463022.95 | 423253.00 | 2886275.95 | 2398431.05 | 28 |
| 12. SOLAR PENAL A/C. 40% | 0.00 | 2625000.00 | 2625000.00 | 0.00 | 525000.00 | 525000.00 | 2100000.00 | |
| | 150903277.56 | 29421936.00 | 180325213.56 | 68730824.02 | 11033035.00 | 79763859.02 | 100561354.54 | 82 |
| PREVIOUS YEAR | 130988366.56 | 19914911.00 | 150903277.56 | 59662859.02 | 9067965.00 | 68730824.02 | 82172453.54 | 713 |


Nishant Prashar
 Director
 Prestige Institute of Management
 & Research, Gwalior (M.P.)